

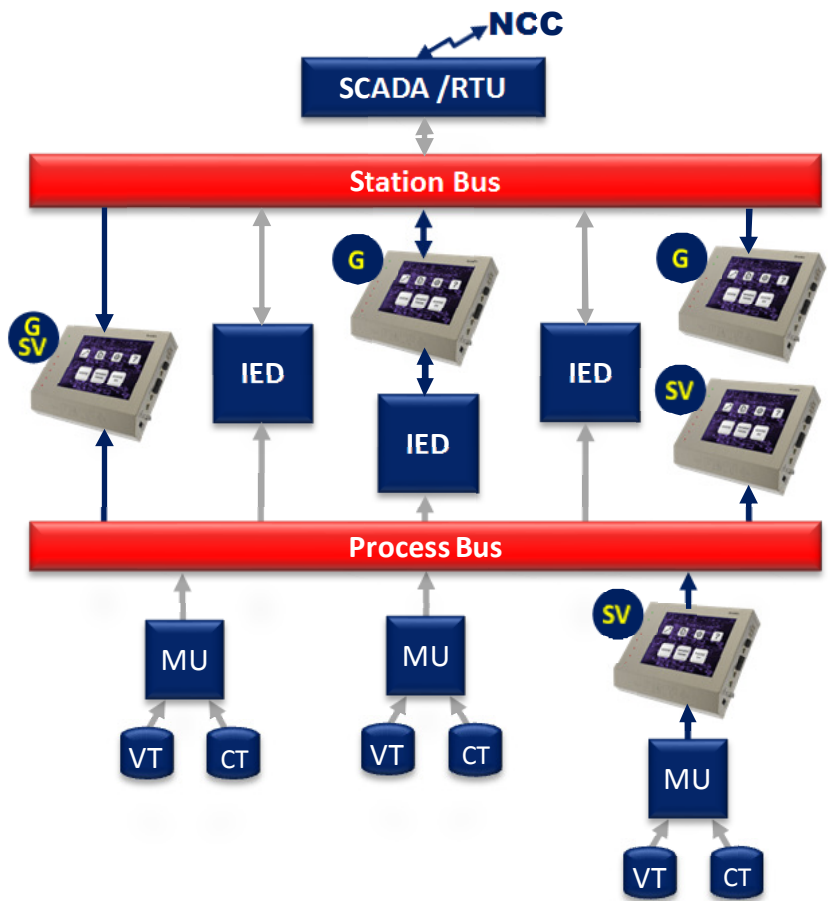
## Explorer • Analyzer • Test Tool

Sets you in control of your Smart Grid IEC 61850 networks



# GridExplorer™

- Live measurements
- Secure connection
- Aided maintenance
- In-circuit connections
- Combined ETH/FO contacts




## GridEx® Sets you in control of your IEC 61850 networks

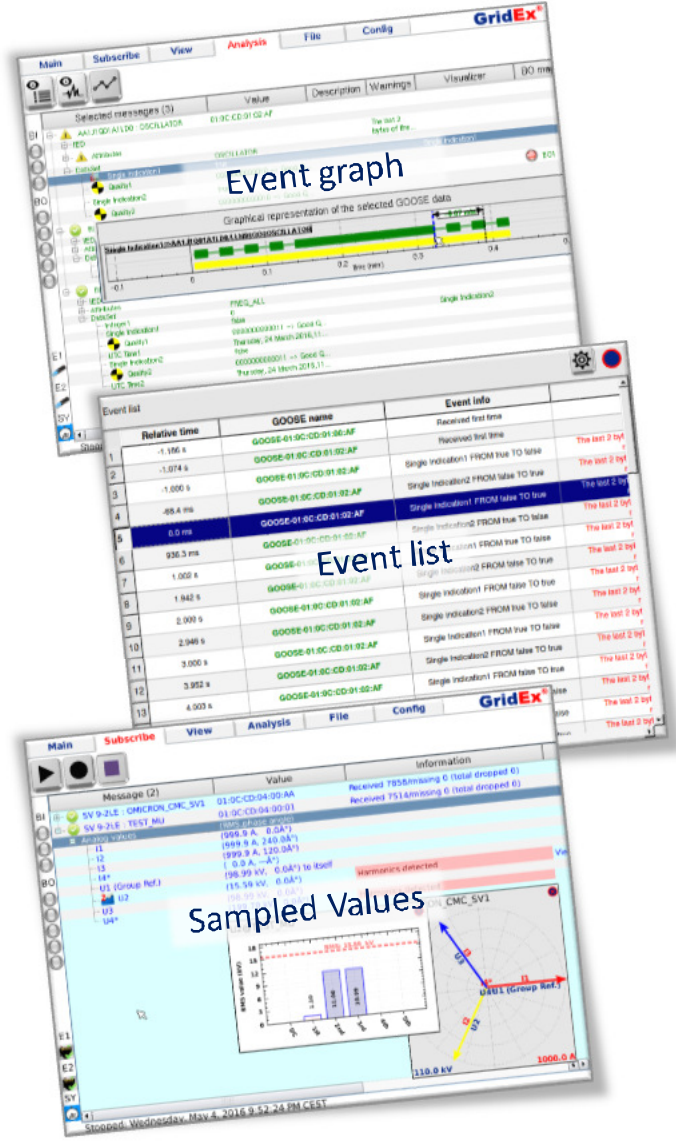
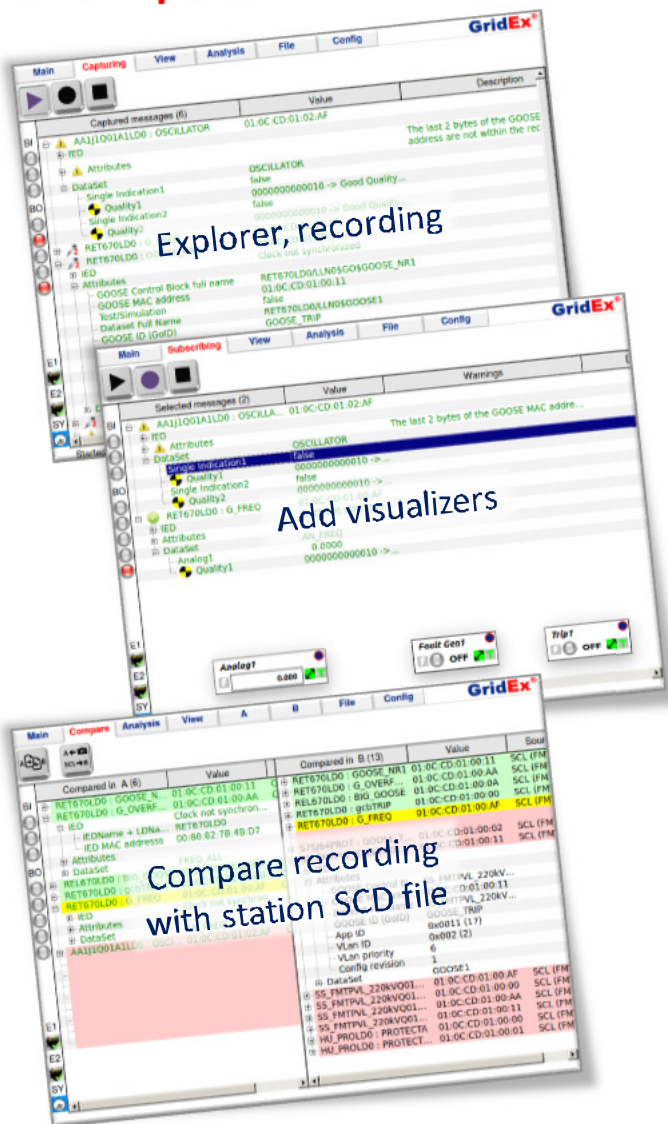
- Easy to use: plug, explore and analyze
- Instant start-up
- Customized and robust embedded system
- No computer needed
- Accurate timing analysis, time synchronization
- Supports your investigations, flexible connections

- Troubleshooting and maintenance
- Compare station SCL file vs reality
- Advanced aid and support: error detection, inconsistencies, warning explanation, helpful comments and recommendations, Intelligent, proactive analysis, valuable information

## GridEx® Bridges the gap between the worlds







## Explorer / Sniffer

- Capture GOOSE
- Easy View
- Advanced View
- Show Changes
- Sort
- Logs



## Data Analysis

- Analyze
- Info Comments
- Graphical Viewer
- Event List
- Warning List
- Reports



## Signal management

- Select
- View
- Subscribe
- Connect to BO
- Warning List
- Reports



## Sampled Values (SV)

- Capture SV
- Waveform graphs
- Sync info MU
- Harmonic Calculation
- Power Calculation



## Compare

- Capture vs SCL
- SCL vs SCL
- Capture vs Capture



## Hardware configuration

- FO RJ45
- DHCP Static
- Time SYNC



## Wizard - Smart features

- GridEx Assisted tests
- Station IEDs analysis
- Time sync Analysis

# GridEx Series™

## Technical Specifications



### Ethernet ports

Two separate 100 Mbps Ethernet ports (ETH1 and ETH2) for both optical or electrical connection

- Optical port for LC connector (multi mode fiber)
- Electrical port for RJ45

ETH2 ports allow in-circuit (point to point) connection

### USB ports

Three USB ports for connection of external devices such as storage of data and mouse

- USB 2.0 type A

### Time Synchronization

- BNC connector for 1PPS time synchronization input signal
- SNTP client functionality

### Binary inputs (GridEx 120 only)

Three galvanic isolated binary inputs.

Sensitive to DC voltage (voltage sense) and/or free contact position (contact sense).

Protected against wrong connection.

- Voltage sense max 250 V DC, threshold ~12 V DC
- Contact sense: output voltage 19 V DC, current 15 mA

### Binary outputs (GridEx 120 only)

Five independent normally open solid state outputs.

Protected against wrong connection. Built-in current limiter.

- Rated voltage range 48 – 220 V DC
- Current carrying capacity continuous 200 mA DC

### IEC 61850

#### SCL file importing

All Ed.1 & Ed.2 SCL files are supported

#### Simulation GOOSE

Ed.1 test GOOSE supported

Ed.2 simulation GOOSE supported

#### Mappable GOOSE to binary outputs

Single -/double indication, integers and analog values

#### Sampled Values (SV)

According to IEC 61850-9-2 LE

#### Environment

Operating temp. 0°C to +50°C (32°F to +122°F)

Storage temp. -20°C to +70°C (-4°F to +158°F)

Humidity 5% – 95% RH, non-condensing

#### CE-marking

EMC 2004/108/EC , LVD 2006/95/EC

#### General

Internal storage 4 GB solid state , Memory 1GB DDR3

User interface 8,4" touchscreen

Power input 24V DC max 1.25A

Dimensions 265 x 212 x 56 mm (10.4 x 8.5 x 2.2")

Weight: 2,4 kg (5.3 lbs)

3,4 kg (7.5 lbs) with accessories and case

Stainless steel with clear coating for electrical insulation

## GridExcellence™

Standalone

8,4" Touch screen

Status LEDs

3 binary inputs

5 binary outputs

3 USB ports:  
Storage, Mouse

1+2 ETH ports  
RJ45 / FO LC

Time sync 1PPS

Grinded stainless steel

Back stand 45°

### Ordering information

GridEx 110, soft case, power adapter

GridEx 120, I/O board, soft case, power adapter

### Accessories

Soft case

Hard case

Fiber Optic Multimode cable LC/LC Duplex 3 m (10ft)

Fiber Optic Multimode cable LC/ST Duplex 3 m (10ft)

Fiber Optic Multimode cable LC/SC Duplex 3 m (10ft)

Set of banana cables (10pcs)

### Article number

14001-ww-I10

14001-ww-I20

14001-ww-SC1

14001-ww-HC1

14001-ww-FO1

14001-ww-FO2

14001-ww-FO3

14001-ww-TL1



Software update and service programs available – Be Always updated and maximize uptime - Please ask your local reseller

### FMTTP Power AB

[info@fmtppower.com](mailto:info@fmtppower.com)

[www.fmtppower.com](http://www.fmtppower.com)



[youtube.fmtppower.com](http://youtube.fmtppower.com)

Subject to change without notice.

GridEx Series\_DS\_en\_V03

FMTTP, FMTTP Power are Trademarks, GridEx® is registered